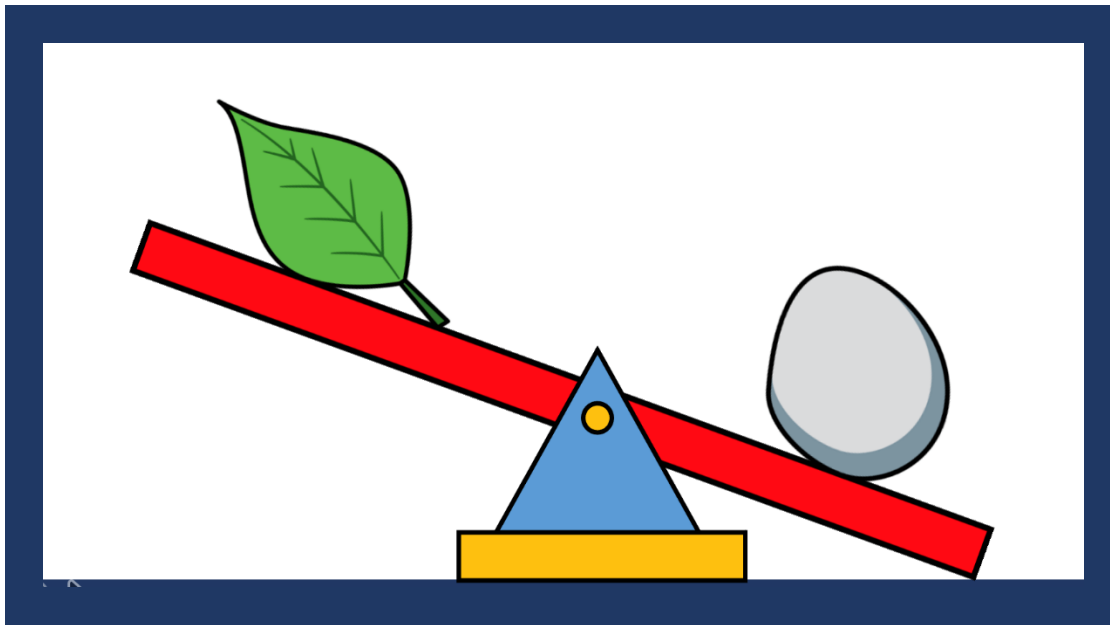




Explore what happens when you put different objects on the balance scales.  
What do you notice? Which objects make the scales tip?



## Key vocabulary


heavy


light

heavier than

lighter than

If you don't have a set of balance scales, try placing an object on each hand to see which feels heavier.





Fill cups with different amounts of liquid.

What do you notice?

Use the key vocabulary to talk about and compare each cup.



## Key vocabulary

full


empty

nearly full

nearly empty

What happens if you change the size of your cup.

What do you notice when you use a tall, thin cup or a short, wide cup?



Explore filling different sized containers.


What do you notice?

Which pot holds the most? Which pot holds the least?



## Key vocabulary

smaller	smallest
larger	largest
most	least




Go on a hunt to find some objects that will fit inside a matchbox.

You could go around your house or outside.

Make sure you think about the size and length of each object you find.

How many objects fit inside your matchbox altogether?





Have a go at making your own playdough.  
Remember to measure out your ingredients carefully.

## No Cook Playdough Recipe

- 2 cups of flour
- $\frac{1}{2}$  cup of salt
- 2 tablespoons of cream of tartar
- 2 tablespoons of oil or baby lotion
- 1 cup of hot water



1. Combine the dry ingredients in a bowl, add the oil or baby lotion and then the water.  
You could also add some food colouring here if you would like a colourful dough.
2. Stir everything together and then knead the dough until you are happy with the consistency.