

Handwriting Practice



a B c d e

Aa



- My letters sit on the line.
- I start the letter at the right point.
- I use finger spaces between each new letter or new word.
- I think about my letter height.

Say the letter rhyme:

Around the apple and down the leaf.

a a a

A A A

Aa Aa Aa

and

are

all

Bb



- My letters sit on the line.
- I start the letter at the right point.
- I use finger spaces between each new letter or new word.
- I think about my letter height.

Say the letter rhyme:

*Down the laces to the heel
and around the toe.*

b b b

B B B


Bb Bb Bb

be

but

before

Cc



- My letters sit on the line.
- I start the letter at the right point.
- I use finger spaces between each new letter or new word.
- I think about my letter height.

Say the letter rhyme:

Curl around the caterpillar.

c c c

C C C


Cc Cc Cc

can

cat

come

Dd



- My letters sit on the line.
- I start the letter at the right point.
- I use finger spaces between each new letter or new word.
- I think about my letter height.

Say the letter rhyme:

Around the dinosaur's bottom, up his tall neck and down to his toes.

d d d

D D D

Dd Dd Dd

Dad

do

did

Ee



- My letters sit on the line.
- I start the letter at the right point.
- I use finger spaces between each new letter or new word.
- I think about my letter height.

Say the letter rhyme:

Lift up the top and scoop out the egg.

e e e

E E E

Ee Ee Ee

every

eat

eel

Ff



- My letters sit on the line.
- I start the letter at the right point.
- I use finger spaces between each new letter or new word.
- I think about my letter height.

Say the letter rhyme:

Down the stem and draw the leaves.

fff

FFF

Ff Ff Ff

for

four

from

Gg



- My letters sit on the line.
- I start the letter at the right point.
- I use finger spaces between each new letter or new word.
- I think about my letter height.

Say the letter rhyme:

*Around the girls face, down her hair and
give her a curl.*

g g g

G G G

Gg Gg Gg

go

good

got



Hh



- My letters sit on the line.
- I start the letter at the right point.
- I use finger spaces between each new letter or new word.
- I think about my letter height.

Say the letter rhyme:

*Down the head to his hooves and over
his back.*

h h h

H H H

Hh Hh Hh

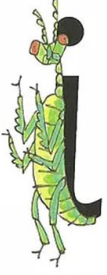
her

his

hello



- My letters sit on the line.
- I start the letter at the right point.
- I use finger spaces between each new letter or new word.
- I think about my letter height.



Say the letter rhyme:

Down the body and a dot for the head.

i i i

I I I

Ii Ii Ii

it

is

if



- My letters sit on the line.
- I start the letter at the right point.
- I use finger spaces between each new letter or new word.
- I think about my letter height.

Say the letter rhyme:

Down the body, curl and a dot for the head.



j j j

J J J


Jj Jj Jj

just

joke

jump

Kk



- My letters sit on the line.
- I start the letter at the right point.
- I use finger spaces between each new letter or new word.
- I think about my letter height.

Say the letter rhyme:

Down the kangaroo's body, tail and leg.

k k k


K K K

Kk Kk Kk

kite

kind


king



- My letters sit on the line.
- I start the letter at the right point.
- I use finger spaces between each new letter or new word.
- I think about my letter height.

Say the letter rhyme:

Down the long leg.





like

little

look



Mm



- My letters sit on the line.
- I start the letter at the right point.
- I use finger spaces between each new letter or new word.
- I think about my letter height.

Say the letter rhyme:

Down Maisie, mountain, mountain.

m m m

M M M

Mm Mm Mm

me

my

mum

Nn



- My letters sit on the line.
- I start the letter at the right point.
- I use finger spaces between each new letter or new word.
- I think about my letter height.

Say the letter rhyme:

Down Nobby and over his net.

n n n

N N N

Nn Nn Nn

no

not

now

Oo

- My letters sit on the line.
- I start the letter at the right point.
- I use finger spaces between each new letter or new word.
- I think about my letter height.

Say the letter rhyme:

All around the orange.



o o o

O O O

Oo Oo Oo

of

out

our

Pp



- My letters sit on the line.
- I start the letter at the right point.
- I use finger spaces between each new letter or new word.
- I think about my letter height.

Say the letter rhyme:

*Down the pirates plait and around his
face.*

p p p

P P P

Pp Pp Pp

put

pull

pick

Qq



- My letters sit on the line.
- I start the letter at the right point.
- I use finger spaces between each new letter or new word.
- I think about my letter height.

Say the letter rhyme:

*Around her head, up past her earring,
down her hair and flick.*

q q q

Q Q Q

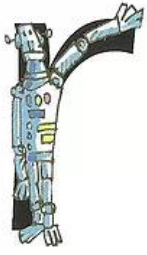
Qq Qq Qq

queen

quick

quiet

Rr



- My letters sit on the line.
- I start the letter at the right point.
- I use finger spaces between each new letter or new word.
- I think about my letter height.

Say the letter rhyme:

Down the robot's back and curl over his arm.

r r r

R R R

Rr Rr Rr

run

red

rain

Ss



- My letters sit on the line.
- I start the letter at the right point.
- I use finger spaces between each new letter or new word.
- I think about my letter height.

Say the letter rhyme:

Slither down the snake.

S S S

S S S

Ss Ss Ss

so

sad

sun

Tt



- My letters sit on the line.
- I start the letter at the right point.
- I use finger spaces between each new letter or new word.
- I think about my letter height.

Say the letter rhyme:

Down the tower, across the tower.

t t t

T T T

Tt Tt Tt


to

the

this



Uu



- My letters sit on the line.
- I start the letter at the right point.
- I use finger spaces between each new letter or new word.
- I think about my letter height.

Say the letter rhyme:

*Down and under, up to the top and draw
the puddle.*

u u u

U U U

Uu Uu Uu

up

under

us



- My letters sit on the line.
- I start the letter at the right point.
- I use finger spaces between each new letter or new word.
- I think about my letter height.

Say the letter rhyme:

Down a wing, up a wing.










Ww

- My letters sit on the line.
- I start the letter at the right point.
- I use finger spaces between each new letter or new word.
- I think about my letter height.

Say the letter rhyme:

Down, up, down, up.

W W W

w w w

Ww Ww Ww

when

with

was

Xx



- My letters sit on the line.
- I start the letter at the right point.
- I use finger spaces between each new letter or new word.
- I think about my letter height.

Say the letter rhyme:

Down the arm and leg, repeat the other side.

X X X

X X X


Xx Xx Xx

fox

box

x-ray

Yy



- My letters sit on the line.
- I start the letter at the right point.
- I use finger spaces between each new letter or new word.
- I think about my letter height.

Say the letter rhyme:

Down a horn, up a horn and under the head.

y y y

Y Y Y

Yy Yy Yy

yes

yell

yo-yo



Zz

- My letters sit on the line.
- I start the letter at the right point.
- I use finger spaces between each new letter or new word.
- I think about my letter height.

Say the letter rhyme:

Zig-zag-zig.



z z z

Z Z Z

Zz Zz Zz

zero

zip

fizzy